




Series 19.013.326



Characteristics

- servo-controlled
- normally closed (NC)
- solenoid replaceable while medium circuit remains untouched, solenoid rotatable 4x90° (4 and 5)
- suitable for hot water up to 90 °C
- similar performance for AC or DC types
- long term performance capability
- optimized water hammer characteristic by low noise emission according to EN 60730
- high operating safety by the use of high quality materials and 100% final testing of the products

Applications

- industrial appliances
- air conditioning
- agricultural implements
- pollution equipment
- dish washers
- washing machines

Description

The manifold valve is equipped with two separate inlets (4 and 5) of nominal diameter DN 13. Both provide the main outlet 1. Thus, the user has the possibility to change between warm or cold medium, for example. Flow regulators can be installed in both inlets.

Two other valve components of nominal diameter DN 10 (2 or 3) offer additional flow paths. A flow regulator or an orifice can be applied into the valve seats to achieve a defined flow limitation.

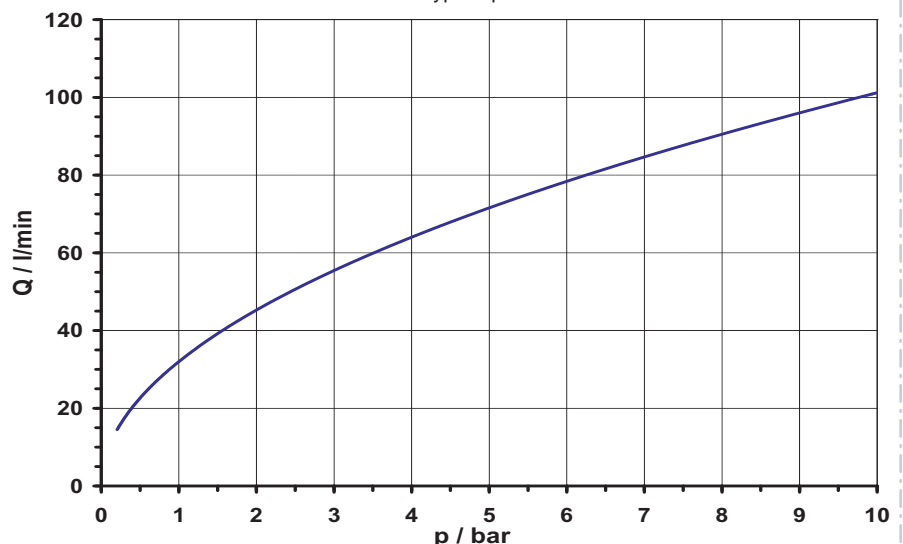
The valve components are servo controlled and normally closed (NC).

Coil systems for common voltage and frequency ranges are available.

Electrical operating safety is achieved by insulation class F and can be supported by an integrated protective circuit.

By using high quality insulation materials, continuous duty (100 % ED) at higher medium temperatures is possible. Protection against corrosion of inner parts exposed to the medium is achieved by using stainless steel.

typical performance curve



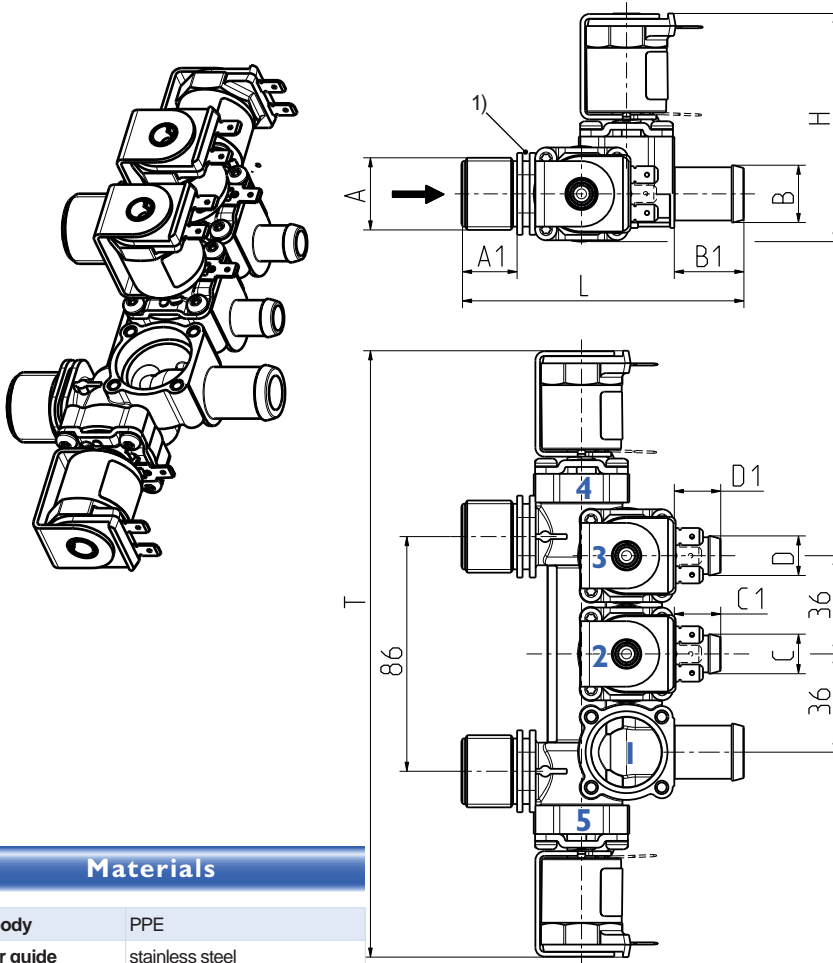
Product Information

Servo-controlled solenoid valve NC, DN 13



A.u.K. Müller

Series 19.013.326



Materials

Valve body	PPE
Plunger guide	stainless steel
Plunger and spring	stainless steel
Membrane and sealings	EPDM NBR (on request) VMQ (on request)
Coil coating	PBT,PET or epoxy resin
Filter	POM (in inlet) stainless steel on request

Technical Data

Type	manifold valve	
Construction	manifold valve servo controlled	
Function	NC (normally closed)	
Fitting position	any, preferably with coil upwardly	
Media	cold and heated potable water and physically and chemically similar media	
T-Medium	90	°C max.
T-Ambient	60	°C max.
DN	13 10	mm chamber 4 and 5 mm chamber 2 and 3
p-Operating	0,2 - 10 bar	
Cv-Value	32	l/min
Flow regulator	on request	
Pressure surge	according to EN 60730	
Coil type	MS.006, MS.024, MS.025	
Nominal voltages	220 - 240	V AC 50-60 Hz
	110	V AC 50 Hz
	110 - 127	V AC 60 Hz
	24	V AC 50/60 Hz
	12	V AC 50/60 Hz
	24 12	V DC
	other voltages on request	
Voltage tolerance	+10% -15%	
Duty cycle	100%	
Nominal power	8,5 W	13 VA (AC only)
Protection type	IP 00 up to IP 68	
Coil connections	flat tabs 6,3 x 0,8 mm plug socket according to EN 175301-803 (IP65), several cable connections (IP67, IP68)	
Insulation class	F	according to EN 60730
Protection class	I	according to EN 60730 (for incorporation in class I)

1) Fixing groove

Options

Material	Inlet		Outlet			Length	Height	Depth	
	Ø A	A1	Ø B	B1	Ø C/D				
PPE	G 3/4	20	21 nozzle	25,5	14,5 nozzle	17	103	84	222
PPE	.75-11.5 NH	20	21 nozzle	25,5	14,5 nozzle	17	103	84	222

